

Cammeraderie



**First Place: “Soft Petals”
By Rhina Cabezas**

The Newsletter of the NIH Camera Club, Bethesda, MD Vol. 62 (1); September 2022



The NIH
CAMERA
CLUB

September 2022 Table of Contents



TABLE OF CONTENTS/INFO.....	2
MAPV UPDATE.....	3
MPA UPDATE.....	4
DUES ARE DUE REMINDER.....	5
COMPETITION TOPICS 2022-23.....	6
2022 JUDGES/SPEAKERS.....	7
COMPETITION WINNING IMAGES.....	8-13
EDUCATION OPPORTUNITIES	14
FAMOUS PHOTOGRAPHER SERIES	15-19
PSA ANNUAL MEETING INFORMATION	20
WEBSITE INFORMATION.....	21
BOARD MEMBERS AND MEETING INFORMATION.....	22
GENERAL CLUB INFORMATION.....	23
MEMBERSHIP APPLICATION AND RENEWAL FORM.....	24

**Monthly meeting dates and topics from website can be
found here:**

<https://www.nihcameraclub.com/events/>

For comments or questions contact
club president Margaret Sprott at
margaret.sprott@gmail.com



Reminder!!!!
Club Dues are DUE!
Please see **page 5** for easy payment options!

Mid-Atlantic Photo Visions

September 2022

By Ann McDermott



Mid-Atlantic Photo Visions welcomes you the week leading up to our big event with free photography education and then we bring you dynamic speakers and sessions from November 4-6, 2022. Be sure to visit our website during that time as well to view the juried photos from the Photo Art and Nature competitions and to see the winning photos from each category.

Here is a list of all of the free education sessions and paid events that you can register for at the website,
<http://www.midatlanticphotovisions.org>

Sunday, October 30

7:00 – 8:00 p.m. (EDT) – Marie Joabar: “The 10 Best Features of Lightroom Classic”

Monday, October 31

8:00 – 9:00 p.m. (EDT) – Marie Joabar: “The Magic of Night Photography”

Tuesday, November 1

7:00 – 8:00 p.m. (EDT) – Michael Koren: “Powerful Phone Photography Editing with Snapseed”

Wednesday, November 2

7:00 – 8:00 p.m. (EDT) – Emily Carter Mitchell – “Introduction to Bird Photography”

Thursday, November 3

7:00 – 8:00 p.m. (EDT) – Wayne Wolfersberger – “Great Photography In Our National Parks”

Friday, November 4

4:00 – 5:30 p.m. (EDT) – Marc Adamus: “Finding the Third Dimension”

6:00 – 7:30 p.m. (EDT) – Sharon Tenenbaum: “Architectural Photography as Fine Art”

8:00 – 9:30 p.m. (EDT) – Georgina Steytler: “The Art of Using Light Creatively in Bird Photography”

Saturday, November 5

1:00 – 2:30 p.m. (EDT) – Ian Plant: “Creating Compelling Visual Designs”

3:00 – 4:30 p.m. (EDT) – Huibo Hou: “Personal Expression in Black and White Photography”

5:00 – 6:30 p.m. (EDT) – Joshua Cripps: “Stop Being a 1-Dimensional Photographer!”

Sunday, November 6

1:00 – 2:30 p.m. (ET) – Richard Bernabe: “Wildlife Photography Tactics and Strategies from Around the World”

3:00 – 4:30 p.m. (ET) – Julieanne Kost: “How to Increase a Photograph’s Impact in Lightroom Classic”

5:00 – 6:00 p.m. (ET) – Awards Ceremony



MPA 6th Annual Photography Contest

MPA Members can submit their 1st two images for **FREE** and submit two additional images for just \$10...with a chance to win up to \$2,100 in prizes. There are 4 categories you can submit your images, and the submission process is now underway. Deadline for image submission is September 30. For more information go to

<https://www.mdphotoalliance.org/2022-photo-contest>.



6th Annual Photography Contest



**Are you thinking about what to submit
in the biggest MPA contest of the year?**

Four Image Categories to Choose From:

- * Chesapeake Life
- * Close-up or Macro
- * Reflections
- * Heroes



\$2,100 in Total Prizes.....3 Nationally Known Judges.....Chance to Exhibit in Major Galleries

MPA Platinum Sponsors



Click the Link for More Information and to Submit Entries



The 2022-23 club year began on July 1, and it's time for us to pay our dues. Happily, the rates are staying the same: **\$50** for individuals, and **\$75** for couples.



Paying via PayPal was a popular option last year, so we're continuing it. It's fast and easy (and you don't need a PayPal account). Just click [this link](#), and fill out the form. When you click Submit, you'll be taken to PayPal.

If you'd rather do it the old-fashioned way, you can print the application form (found in any recent newsletter, or [here](#)), fill it out and sign it, and mail it along with your check to the Treasurer (address is on the form).

Either way, your prompt attention to this little matter will be appreciated!

THANK YOU!!!



COMPETITION TOPICS AND DEFINITIONS 2022-23



For comments or questions contact
Margaret Sprott at margaret.sprott@gmail.com

Competition Rules for our Club have been updated and can be found here:

<https://www.nihcameraclub.com/competition-rules/>

2022

October - Street Photography- Storytelling photographs of people or of events in people's public lives. Events can be of daily life activities, fairs, festivals, parades, or major events, so long as the subject(s) is(are) in public. Emphasis should be given to storytelling or documentation of the subjects or events. In the interest of credibility, photographs which misrepresent the truth, such as manipulation to alter the subject matter, or situations which are set up for the purposes of photography, are unacceptable. (Judge: Sandi Croan)

November - Reflections - Any image or scene produced by or as if by a mirror. The reflected content can fill or merely be a part of the image as long as the reflection is the main subject or strongly supports the subject. Images such as trees or mountains reflected on a lake or buildings or sky reflected off a building are examples. Images in which a reflection is included as an important element. (Judge: Arik Gorban)

December - Holiday Party

2023

January- Food- This comprises food/drink and items related to food/drink. The images may focus on the final prepared food/beverage and/or its presentation or preparation. The images may include food/drink items in/from markets, butcher shops, bakeries, wineries, and the like. The images may feature food/beverage preparation/serving items, food preparation (close-up or more global), or dining set-ups.)

February-Patterns in Nature - Patterns in nature are visible regularities of form found in the natural world. These patterns recur in different contexts. Natural patterns include symmetries, spirals, meanders, waves, foams, tessellations, cracks and stripes.

March - Critique -

April - Macro - Images that result from the use of close-up lenses, macro lenses, etc., where the magnification of the subject exceeds that obtained with a standard lens at its closest focusing distance. Close-up images of any object(s), created with or without a macro lens.

May -Night Photography - Night photography comprises photos taken between sunset and sunrise where the light of the sun is not visible. Night photos may be of the night sky, moon or other astrological phenomena, or other outdoor scenes that may not include the night sky in the photo but where it is obvious to the viewer that it is nighttime. Photos taken inside, but clearly showing evidence of nighttime (i.e. night sky seen through window) are also permissible. Some artificial light is acceptable but should not be a significant part of the overall composition. Images of anything obviously taken after dark.

June - End of Year Party-TBA

2022 NIH Camera Club Meetings

Judges

October 11, Street Photography - Sandi Croan (see Bio Below)

November 8, Reflections - Arik Gorban

December 13, Christmas Party

Educational Speakers

October 18, Dick Sprott - discussion of prints - will be an in-person presentation (see page 13 for more information)

November 15, Joshua Dunn - discussion of all things related to printing images. Will be an in-person presentation.

Sandi Croan

Sandi Croan is a fine art photographer who specializes in landscape, nature, and travel photography with an eye for capturing the unique and creating fine art for homes and offices.

Sandi has been juried in and has won numerous competitions and awards for her fine art photographs including: Photographer of the Year and Print of the Year numerous times as well as Versatile Photographer of the Year at Northern Virginia Photographic Society (NVPS); 1st Place at the 2016 Art Space Herndon Fine Art Photography Exhibit, 2nd Place at Reston Artists PhotoArt 2015, Best Landscape and People's Choice awards at Nature Visions Photography Expo; and Best in Show and 2nd Place at the juried Meadowlark Photo Expo in Vienna, VA. Her images are on permanent display at the Fair Oaks Hospital Cancer Center and Meadowlark Botanical Gardens. Sandi was a featured artist in Elan Magazine, and her photograph "Blue Lagoon" was on the cover. She has also had photographs published in other local and national magazines.

Sandi has been a member of the Northern Virginia Photographic Society since 2004 and has served in a variety of board positions. She served as President of NVPS for two terms from 2009-2011. She also is a speaker and serves as a judge for area photographic clubs, competitions and exhibitions.

You can see a sample of Sandi's work on www.sandicroanphotography.com <https://www.sandicroanphotography.com/>



Competition Winners September 2022: Topic: Open



Novice Digital

Rhina Cabezas	<i>Soft Petals</i>	1
---------------	--------------------	---

Advanced Digital

Nicolas Raymond	<i>Autumn Dutchman Swirl Falls</i>	1
Goutam Sen	<i>My Lunch</i>	2
Gosia Klosek	<i>Wave Inspired By Monet</i>	3
Quentin Fisher	<i>Hungry Egret Chicks</i>	H
Goutam Sen	<i>Catch Me</i>	H
Coriolana Simon	<i>Still Life Of Time And Place</i>	H


Novice Monochrome

Sammy Katta	<i>In The Attic</i>	1
-------------	---------------------	---

Advanced Monochrome

Quentin Fisher	<i>Reddish Egret White Morph</i>	1
Coriolana Simon	<i>Leafy Dragon</i>	2
Quentin Fisher	<i>Snow Geese On The Move</i>	3
Dale Lewis	<i>Talking Seagull</i>	H
Doug Wolters	<i>Tubes</i>	H

Novice Color



First Place: “Soft Petals”

By Rhina Cabezas

This was taken in Washington D.C. at the Kenilworth Park & Aquatic Garden, during the peak bloom of the Lotus flowers. Among the numerous flowers, this one stood alone and was beginning to open, offering a different perspective than the traditional lotus flower.

Advanced Color



First Place:

“Autumn Dutchman Swirl Falls”

By Nicolas Raymond

Long exposure photo of Dutchman Falls with swirling autumn leaves. Located in Loyalsock State Forest, Pennsylvania. Shutter Speeds (from multiple exposures captured in-camera to create an HDR composite): 2, 4, 8, 15 and 30 seconds
Aperture: F/16, Focal Length: 24 mm, ISO: 100



Second Place: “My Lunch”

By Goutam Sen

Watching and photographing Bald eagles fishing at Conowingo Dam, MD is one of my favorite places to go in early winter and spring- when they rest here for a week or two before migrating. I always shoot in continuous mode (AF-C) and pick the one I like. I picked this picture just to show the majestic bald eagle's eye- as if it is telling that “I got it”, as well the curve of the wings- along with the fish. This picture was taken at f/6.3, ISO 640, shutter speed 1/2000.



Third Place:
“Wave Inspired By Monet”
By Gosia Klosek

The image was taken this summer on the Atlantic coast, in the afternoon of a June overcast day. I decided on a truly long exposure to capture the dynamics of breaking waves and back and forth surf.
 Nikon ISO100 f/36 3 sec 300mm (with 6 ND)



HM: “Hungry Egret Chicks”
By Quentin Fisher

One of the hottest birding spots during Spring migration is High Island on the Texas coast, near Galveston. High island gets its name from the fact that it is slightly higher than all the surrounding wetlands and thus hosts a forest that invites respite for the small birds after their 800+ mile across the Gulf. But in addition to small birds, the Smith Oaks Sanctuary on the Island is the site of nesting and breeding grounds for Great Egrets, Cormorants, Roseate Spoonbills and other shorebirds. The Sanctuary is one of several properties in the region managed by the Houston Ornithological Society, whose members we found to be warmly welcoming and eager to share their knowledge. Photo taken April 2022.
 Nikon Z6, Sigma 150-600 at 600mm, F9 1/640 sec, ISO 1600



HM: “Catch Me”
By Goutam Sen

Bull Rodeo show is a great place to be to enjoy the amazing capability of bull riders to stay on top of the ~2000 lbs bull for eight seconds to score the highest point, with very few successes. This summer, I went to Gordonsville, VA to enjoy the show. I picked up this picture to show a different flavor of the show. After the bull rider fell off the bull, the bull is still in fighting mode and chasing the clown- who are really great at navigating/ managing these mighty bulls. The picture was taken at f/ 5.0, ISO 3200, shutter speed 1/800.




HM: “Still Life Of Time And Place”

By Coriolana Simon

This composition represents my interpretation of the Netherlands in the opening stages of the Enlightenment. Global exploration was long underway, and map-making had become a true art. Geography, botany, optics, and other sciences were flourishing, and it wasn't just scholars who had a high level of literacy.

After several weeks of fine-tuning the composition, I photographed it with my trusty Canon 5D Mark II and a Zeiss Milvus-2 100mm macro lens, all mounted on a Really Right Stuff tripod. The light is primarily natural light from the left, supplemented by one compact fluorescent in a narrow soft box. Exposure: 3.2 sec at f/11.

Novice Monochrome



First Place: “In The Attic”

By Sammy Katta

While visiting Casa Milà in Barcelona, I found myself intrigued by not just the elaborate, organic architecture and art in the main areas of the house, but also the less decorated attic, where plain brick was turned into something magical by this winding pathway of catenary arches. (Olympus E-M10 Mark II, 40mm, f/6.3, 1/6s, ISO 1600).

Advanced Monochrome



**First Place: “
Reddish Egret White Morph”
By Quentin Fisher**

This was also taken in a class on eye-level photography of shorebirds in Bolivar Flats near Galveston at low tide. The birds are completely undisturbed by the photographers (in their chest-high waders) who are lying on their bellies. The Reddish Egrets are recognizable by their energetic style of fishing, craning their necks and sprawling their legs side to side. Photo taken April 2022. Nikon Z6, Sigma 150-600 at 480mm, F9 1/8000 sec ISO 1600. Benro Ballhead mounted on a Naturescapes Skimmer Ground Pod



**Second Place: “Leafy Dragon”
By Coriolana Simon**

I have an ongoing project that I call “Edibles,” which consists of fruits and vegetables in arrangements inspired by my studies of Ikebana (Japanese flower arranging). Here, I was trying various compositions using the flaky skinned tomatillos and chard, cabbage, or other leafy greens. For a long time, I found this image vaguely disturbing, and I only recently discovered why: it revealed a scary face of what could be a dragon. Photographed with my faithful Canon 5D Mark II and a Canon EF 100mm macro lens. Exposure: 8 sec at f/29.



**Third Place: “Snow Geese on the Move”
By Quentin Fisher**


We were at Prime Hook NWR on the Delaware coast when another birdwatcher told us they had seen a flock of Snowgeese on one of the farms a few miles inland. Why they pick one field over another is puzzling, but we were amazed at the seeming chaos and cacophony as thousands of them descended to forage in a fallow cornfield. The Cornell Lab aptly describes this like “standing inside a snow globe.” Photo taken January 22, 2022 Nikon Z6, Sigma 150-600 with extender at 850mm, F20 1/5000 sec, ISO 1600.



HM: “Talking Seagull”

By Dale Lewis

The photo of the seagull was taken on 8/13/22 at Ocean City, MD, on the boardwalk. The seagulls were flying around for food, and they were not afraid of visitors. This seagull was sitting on the rail making calls to the others. It was taken with a Canon 6D Mark II at the following settings: 1/250 sec at f/16, ISO 400, 200 mm (EF70-200 mm f/2.8 L IS II USM). It was processed in lightroom and Topaz Denoise AI. It was converted to monochrome in lightroom.



HM: “Tubes”

By Doug Wolters

This was taken during a construction project for our house. With the help of Silver Efex Pro, this is the result. Taken with a Canon EOS 5D Mark III, Canon 24 -105mm f/4L lens, 1/2000 sec at f/8.0, ISO 200

Educational Opportunity

October 18, 2022

Educational Meeting/Critique - October 18, 2022

On October 18th, the NIH Camera Club will have its first ever moderator-led critique. What is a moderator led critique? This is a strictly in-house critique that is led by a camera club volunteer (the moderator). Club members are asked to submit up to 3 images. Then, at the October 18th meeting, the moderator will guide the club's discussion of the images by calling on each photographer to talk about the submitted image, followed by a discussion by the entire group. Club members might submit images that represent their best work, works-in-progress, or images for which the photographer would like suggestions, for example, in overcoming a technical problem.

Since this is the first time that the NIH Camera Club will have this type of critique, we will be especially interested in feedback from the club. Any and all comments will be welcome.

(For more info on the NIH Camera Club's planned critique sessions, see "Two New Types of Critique Sessions to be Piloted This Year", also in this newsletter.)

TWO NEW TYPES OF CRITIQUE SESSIONS TO BE PILOTED THIS YEAR


Over the summer, we surveyed members about interest in expanding our critique sessions. As a result, this club year, we are piloting two different kinds of critiques. One is an improvement to our traditional critiques: The critique expert will discuss the image with the club member who submitted it, creating the chance for some real dialogue.

The second kind of critique session is strictly in-house. A volunteer moderator – one of our members – will ask the photographer first to comment on the image, then lead group discussion about it. The moderator manages the discussion but may also participate in it, though not offer any initial, formal critiques.

This season, we will have one of each type of critique session, then gauge response from all of you to tweak or continue these events.

Famous Photographers

By Stephen Levitas



#75 September 2022

Cameraderie

Lola Álvarez Bravo
(1903-93)



Self-Portrait, ca. 1950.



Lola Álvarez Bravo was a Mexican photographer who concentrated on capturing her contemporaries and the lives of ordinary people. Her Wikipedia article is here: https://en.wikipedia.org/wiki/Lola_%C3%81lvarez_Bravo. From the Wikipedia article:

[She and Frida Kahlo met in 1922, and] formed a close, lifelong friendship.

[Bravo's] images focus on the subtle meanings of everyday life captured by the camera.

In 1937 Álvarez began working as a photographer at the Universidad Nacional Autónoma de México (UNAM) in the Institute of Aesthetic Research. She took photographs to document archaeological sites, visiting various regions of the country. Five years later she was appointed head of the photography department of the Dirección General de Educación Extraescolar y Estética, where she remained for the next 30 years. She taught photography classes, led workshops and curated traveling presentations. Simultaneously, Álvarez continued her work as a photojournalist, becoming the only woman to work in the field throughout the 1950s. She photographed factories, farms, fire stations, schools, hospitals, and orphanages throughout Mexico to accompany magazine articles and undertook assignments in advertising and fashion photography. In her spare time, she made portraits of friends and colleagues, as well as their works.

In 1950, she rented a garage and converted it into a gallery with a sculpture garden. It officially opened the following October, as the *Galeria de Arte Contemporáneo* (Gallery of Contemporary Art). It was in this gallery in 1953, that Álvarez presented the only solo showing of Frida Kahlo's work in Mexico held while the artist was living.

Álvarez helped attend...Frida Kahlo's body after her death in the summer of 1954.

In 1953, when asked by a journalist from *Excelsior* to identify Mexico's most important painter, Mexican painter Alfonso Michel replied, "Lola Álvarez Bravo", because "her compositions are those of a woman who knows how to see the thing itself". By ignoring icons like David Alfaro Siqueiros, José Clemente Orozco, and Diego Rivera [the three most famous Mexican muralists], Michel placed Álvarez's skill with composition and imagery firmly in the context of fine art, raised her photography to the same level as painting, and praised her skill with no regard to her gender.

The University of Arizona Center for Creative Photography (CCP) (#70, March 2022) houses a collection of Bravo's photographs. The CCP link is here: <https://ccp.arizona.edu/>. They have an online gallery of hundreds of their collected photographers, including Bravo. Here is the link to the CCP's online archive of 176 of Bravo's images: <http://ccp-emuseum.catnet.arizona.edu/view/people/asitem/A/12?t:state:flow=9461d591-9b2a-44e3-b2d9-68068e9596f5>. Note that each image has an "ENLARGE IMAGE" button.

Here are excerpts from the text on the CCP page for her:

[She and her photographer husband, Manuel Álvarez Bravo (future article)] played a vital role in the cultural circle that included artists Diego Rivera, Frida Kahlo, Rufino Tamayo, Maria Izquierdo, and David Alfaro Siqueiros.

[She photographed] "the life I found before me." She traveled throughout Mexico photographing people in everyday circumstances with honesty and respect. Her assured formal aesthetic, which often bordered on the abstract, included strong compositional elements, crisp details, and the play of light and shadow on surfaces.

Most often Alvarez Bravo eschewed posing subjects or staging situations. Instead, she moved amongst the people along cluttered streets, observing them at work, in the marketplace, and at leisure, waiting for opportunities to capture informal moments in carefully composed scenes. Her keen eye produced stirring and expressive images of Mexican life with a contemporary sensibility that places her among the renowned photographic interpreters of that country in the modern period: Edward Weston [#1, Oct. 2012], Paul Strand [#13, April 2014], Tina Modotti [#63, Jul/Aug 2021], and Manuel Alvarez Bravo.

Bravo was the first prominent woman Mexican photographer. (I surmise that Graciela Iturbide (#59, March 2021), 39 years younger, stood on her shoulders.) Furthermore, Bravo was in the inner circle of fine arts in Mexico, not just photography. As noted above, she and Freida Kahlo were lifelong close friends (and even wore their hair similarly).

Now here are several of her images that strike my interest:

Entierro en Yalalag [Burial in Yalalag], 1946.



This image appeared in The Family of Man exhibition at the NYC Museum of Modern Art in 1955.

El baño, 1930s.



This translates as "bathroom," but I think it is a public bath or swimming center.

This translates as “bathroom,” but I think it is a public bath or swimming center.
De generación en generación [From generation to generation], ca. 1950.



Careful composition, but a candid shot.

El ruego [Prayer], 1946.



This also translates as entreaty or begging.

Mujeres de Papantla [Women of Papantla], 1940s.



Attention to regional people.

Untitled, no date.



Evidently a traditional drama.

Freida Kahlo, ca. 1945.



Diego Rivera, 1950s.




Bravo shot portraits of the notables of Mexico, many her friends.

David Alfaro Siqueiros, ca. 1965.



Along with Diego Rivera and José Clemente Orozco, he was one of The three most famous of the

Pierre Verger, ca. 1950.




Photographer and self-taught African diaspora ethnographer.




I wonder if this was posed—no way to tell.

“Mexican muralists.”
Computadora I [Computer I], ca. 1954.



Bravo made a number of photomontages, generally commenting on contemporary social issues. These are, I think, in the same genre as the great Mexican murals of her time.

2022 Photographic Society of America **PHOTO FESTIVAL**



September 21 through September 24, 2022

Click on link for all information about the annual meeting

<https://psa-programs.org/photo-festival-2022/>

FESTIVAL HOTEL

Click on this link to take a virtual tour of the hotel: [Link](#)



Doubletree Hotel
1775 E Cheyenne Mountain Blvd
Colorado Springs, CO . 80906

719-576-8900



The NIH CAMERA CLUB



Register to become a member on the NIHCC Website

Our Webmaster Jim Turner is working very hard to make our website awesome. If you haven't registered yet, please do! If you have any questions about the way things work, please feel free to e-mail Jim, and he will be able to help you with the easy process.

<http://www.nihcameraclub.com>



Silver Spring Camera Club

You might be interested to see what our sister club, the Silver Spring Camera Club, is up to! Here is a link to their site. They also publish a newsletter, Cable Release, and it is available here.

<http://www.sscphotography.org/>



A Proud Member of the



Maryland
Photography Alliance

<https://www.mdphotoalliance.org/>

Club Officers and Committees

President: Margaret Sprott

Vice President: Cathrine Sasek

Secretary: Gosia Klosek

Treasurer: Stan Collyer

Program Chair: Cathrine Sasek

Education, Workshop: Cathrine Sasek

Field Trip Chair: Brenda Benson

Digital Czar(s): Quentin A. Fisher, Dale Lewis, Sammy Katta

Social Chair: Suzanne Dater

Membership Coordinator: Karen Goldman

Nominating Committee Chair: Karen Goldman

Communications Director: Ann McDermott

PSA Rep: Dick Sprott

Mid-Atlantic Photo Visions: Ann McDermott

Maryland Photography Alliance: Diane Poole

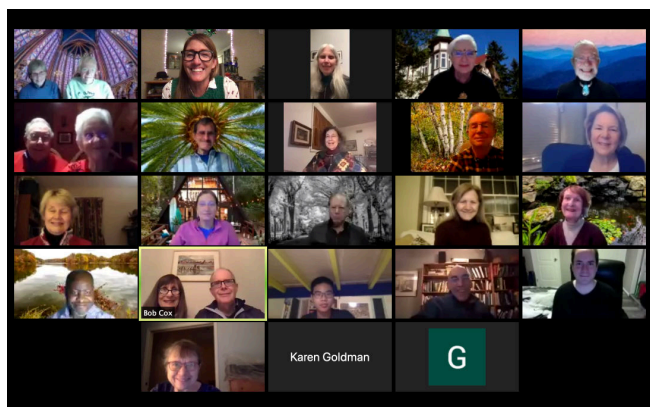
Editor: Diane Poole

Webmaster: Jim Turner

Meeting Location



A ZOOM link will be sent a few days ahead of the meeting. You do not need a video cam to participate.



Competition Night: Second Tuesday of the month



**This newsletter is published monthly
by the National Institutes of Health Camera Club, Bethesda, MD.**

© NIH Camera Club and its Contributors

**The contents of *Cameraderie* are copyrighted. No material
herein may be reproduced in any manner without the
written permission of the Editor or the material's author.**

**You may now apply for, or renew, membership online at:
<https://www.nihcameraclub.com/about-us-2/become-a-member/>.**

**You'll be directed to pay via PayPal (you don't need a PayPal account).
If you prefer not to pay online, please print the application form below,
then sign and mail it along with your check to the Treasurer.
You must be a member to compete in monthly competitions.**

You do not have to work at NIH to join the club.

For comments or questions contact
club president Margaret Sprott at
margaret.sprott@gmail.com

MEMBERSHIP APPLICATION and RENEWAL FORM

National Institutes of Health Camera Club
(NIHCC)

Membership in the NIH Camera Club historically consisted of current and former NIH employees and their families. The club is now open to anyone who has an interest in photography. The Treasurer collects Camera Club dues by September.

DATE: _____

NAME: _____

ADDRESS: _____

PHONE #: HOME _____ CELL _____

E-MAIL ADDRESS _____

ANNUAL DUES (please check the appropriate line):

\$__ Singlemembership: **\$50**

\$__ Family membership (Family members in same household): **\$75**

AMOUNT PAID \$_____ Cash_____ Check#_____

MAKE CHECKS PAYABLE TO: NIH Camera Club

SEND TO: Stan Collyer, Treasurer
701 King Farm Blvd.
Apt. 522
Rockville, MD 20850
Email: sccollier@aol.com

Please indicate how you would like to be involved in NIH Camera Club activities:

----Program Committee	----Membership Committee
----Social Committee	----Publicity Committee
----Field Trip Committee	----Newsletter Committee
----Workshop and Education Committee	----Website Committee

WAIVER

I hold the NIH Camera Club (NIHCC) and each member of NIHCC, individually and collectively, blameless for any injury that may occur to me or my guests, or my property while participating in any NIHCC activity or event.

Print Name

Signature

Date